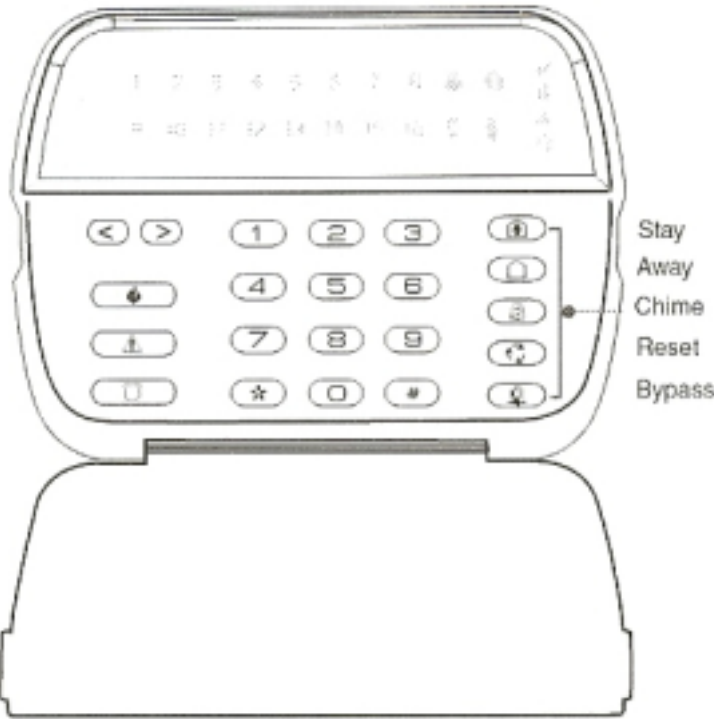




# HuronTel Security Systems WireD Quick Reference Guide



Below is a diagram of the Keypad Display Symbols and an explanation of each symbol.



1. Memory-indicates there are alarms in memory.
2. Fire-indicates that there are fire alarms in memory.
3. Bypass-indicates that there are zones automatically or manually bypassed.
4. Night-indicates that the panel is armed in the Night Mode.
5. Open-this icon is used with clock digits 1 + 2 to indicate violated zones (not alarm) on the system. When zones are opened, the OPEN icon will turn on, and 7 segment displays 1 and 2 will scroll through the violated zones.
6. Program-Indicates that the system is in Installer's Programming, or the keypad is busy.
7. Chime-This icon turns on when the Chime function key is pressed to enable Door Chime on the system. It will turn off when the chime function key is pressed again to disable Door Chime.
8. Stay-Indicates that the panel is armed in the Stay mode. It will turn on at the beginning of the Exit Delay.

When an alarm signal is transmitted to our monitoring station, the alarm attendant will contact your premises first. You must remember to state your premise passcode as proof of your identification.

## How do I?

### KEYPAD BUTTONS

Disarm the System:

Enter your access code to disarm the system.

Arm the System:



Press and hold AWAY key for 2 seconds




Press \* and 0 together to QUICK ARM

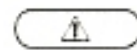
Activate a Panic Alarm:



Press and hold PANIC key for 2 seconds to generate PANIC ALARM



Press and hold FIRE key for 2 seconds to generate FIRE ALARM



Press and hold AUX key for 2 seconds to generate AUXILIARY ALARM



# HuronTel Security Systems Wireless Quick Reference Guide

## Possible Security Scenarios:

#1: "Someone is breaking in/I suspect someone is in my house/a situation has developed and I need help immediately."

-If you are outside of the home and have access to your keychain touchpad, press and hold both the ARM and DISARM buttons for 3 seconds. This will activate a PANIC ALARM.

-If you are inside the home, press the POLICE button twice to activate a PANIC ALARM.

#2: "My neighbour/friend is going to be checking my house while I am away on vacation."

-You can give your access code to the person, or allow them use of your keychain touchpad while you are away. Keep in mind if they loose the keychain touchpad, you are responsible for any damage that may occur and also for replacement of lost or stolen keychain touchpads.

#3: "The monitoring station has called and I have a low battery in one of my sensors."

-To change the battery in a motion sensor, first disarm the system (refer to reverse side of sheet). Depress the button on top of the unit to remove the back. Depress the 3 tabs and pull by the long side of the sensor to remove the inner casing. Replacement is 2 AA batteries. Put the sensor back together upon battery replacement.

**NOTE:** If you would prefer HuronTel changes the batteries for you in a sensor, there is a \$65 charge + the cost of batteries. Please call 1-877-395-3800 ext.1 if you require this service.

#4: "The power just went out! What happens now?"

-Typically, our SecurTek monitoring station will call you in the event of a power outage to confirm that this is the case. During this time, your system switches over to battery backup and is still transmitting signals. The system will typically run for 7 hours (approximately) depending on the size of your system. When the power comes back on, your system will switch back over to AC power.

#5: "I want to switch my keyholder to be someone different. Who do I call?"

-For all keyholder changes, please call our monitoring station SecurTek toll-free at 1-877-777-7591.

#6: "I set off my alarm accidentally. What should I do?"

-One of our monitoring station attendants will call your premises and confirm your PREMISE PASSCODE with you. This is information that only you should know, which validates your identity. From there, you can disarm your system by referring to the guide on the reverse of this sheet.

#7: "I want to add a security device to my system. Who do I call?"

-Call HuronTel at 1-877-395-3800 ext.1. There will be a charge for our installers to come out and visit your premises as

## IMPORTANT NUMBERS:

Alarm Station: 1-877-777-7591

HuronTel: 1-877-395-3800 ext.1